

BELIFT

**IES-8800
INDUSTRIAL
ELEVATOR
SERIES**

2024 EDITION



About BELIFT

BELIFT is a homegrown company that utilises state-of-the-art innovation to revolutionise solutions for elevators and escalators, offering efficient, comfortable, and safe experiences.

We are dedicated to bring you bespoke elevators and escalators with unparalleled craftsmanship and boundless design finishes and flexibility.

STAFF ONLY
PERSONNEL UNIQUEMENT

ELEVATING
THE WAYS IN
WHICH PEOPLE
LIVE, WORK
AND PLAY

Contents

01 .

Product
introduction

02 .

Product
features

04 .


Cabin styling
options

03 .

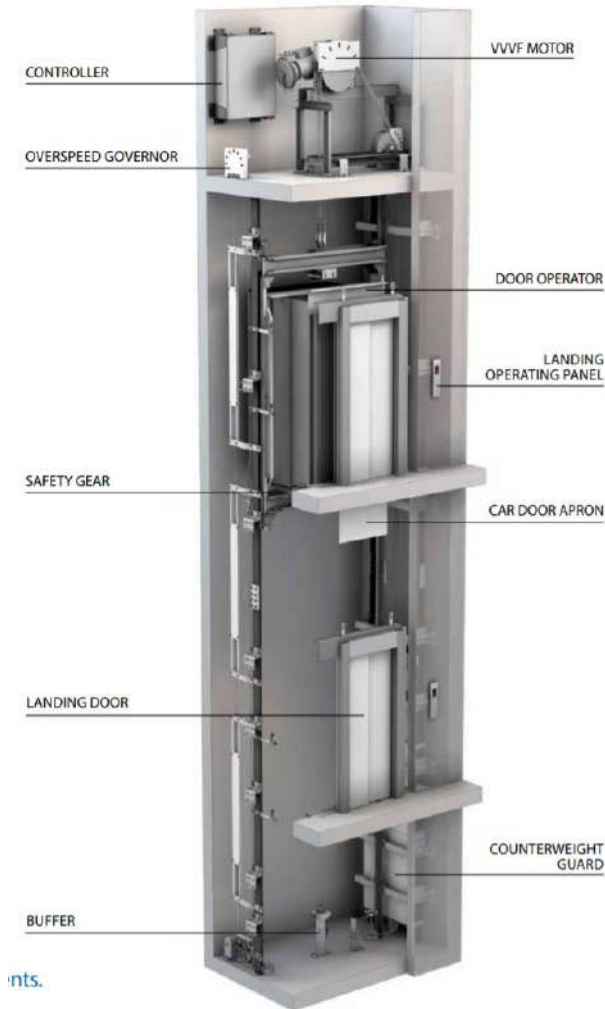
Maintenance &
modernisation

05 .

Contact
information



Product Introduction



BELIFT's IES-8800 offers robust and reliable options, regardless of environment and usage.

We provide vertical transport solutions from small to large scale cargo. This elevator option is an industry standard, preferred by many for their efficient, swift and boundless styling possibilities.

Elevator Classification



Cargo Elevators, or more commonly known as Goods Lifts, is specially designed for goods transportation rather than passengers. Such elevators are larger and more capable of moving heavier loads.




Service Elevators are intended to carry both passengers and cargos. They are largely used for commercial and/ or industrial purposes. The capacity and size of the elevators can be customized to clients' requirement.

TECHNICAL SPECIFICATIONS

Classification & Specifications

Loading Capacity (Kg)	Rated Speed (m/s)	Pit Depth (mm)	Clear Door Opening (mm)		Lift Car Size (mm)			Shaft Size (mm)		Entrance Layout	No. of Door Panels
			Width	Depth	Width	Depth	Height	Width	Depth		
1600	0.5	1600	1500	2100	1500	2000	2200	2600	2500	All-in-line	4 PCO
2000	0.5	1600	1500	2100	1700	2400	2200	2800	2900	All-in-line	4 PCO
3000	0.5	1600	1800	2100	2000	2800	2200	3100	3300	All-in-line	4 PCO
4000	0.5	1600	2000	2300	2200	3400	2400	3450	3900	All-in-line	4 PCO
5000	0.5	1600	2200	2300	2400	3300	2400	3750	4000	All-in-line	4 PCO
4000	0.5	1600	2600	2300	3000	6500	2400	4300	7000	All-in-line	4 PCO
5000	0.5	1600	2700	2300	3500	7000	2400	4800	7500	All-in-line	4 PCO
Drive System	Traction System				Motor Room		Motor Roomless				
Suitable Installation	Indoor				Shaft		Concrete Shaft				
Code Compliance	SS 550:2020				Power Requirement		3 Phase Power Supply				

Classification & Specifications



LOADING CLASSIFICATION		
Rated Load	Classification	Loading Methodology
Up to 2000 Kg	A	By Hand/ Light Trolley
Up to 3000 Kg	C3	By Mobile Trolley
Up to 4000 Kg	C2	Loading by Forklift Truck (Forklift cannot be transported together in the elevator)
Up to 5000 Kg	C1	Loading and travel together with Forklift Truck

Class A



Class C2 & C1



Class C3



ENABLING PEOPLE
TO MOVE
EFFICIENTLY,
COMFORTABLY, AND
➤ SAFELY



Key Features

- Customised to specialized forms of equipment
- Up to 1.00 m/s and high tonnages
- Fully automated landing doors
- Single/Adjacent /Through Car Entrance
- Green features of sleep mode and VVVF
- Boundless styling options available

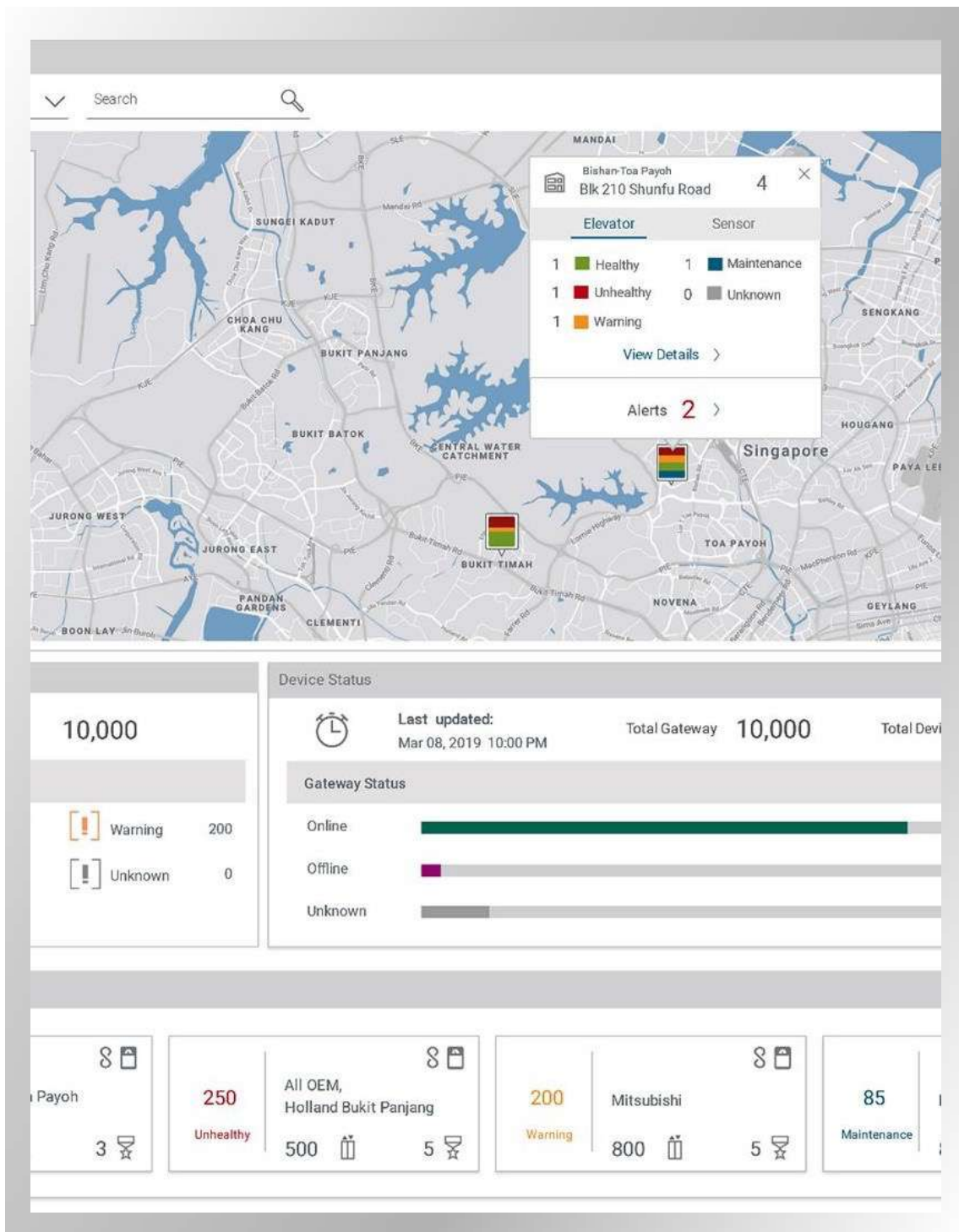
Smart Lift Technology

BELIFT's live monitoring system allows maintenance personnel to receive real time status of the lift's performance information.

This non-invasive installation optimizes lift performance to arrest potential lift failures before they occur, ensuring the highest level of passenger safety and satisfaction.

IoT and AI technologies can significantly improve the maintenance and safety of modern high-speed lifts, making it easier for facility managers and building owners to oversee lifts across multiple buildings.

Live Monitoring System



MAINTENANCE & MODERNISATION



Remote Monitoring System



Centralized interface for a diverse lift portfolio



24/7 lift monitoring and real-time anomaly detection



Predictive maintenance to anticipate your lift repairs

Maintenance Services


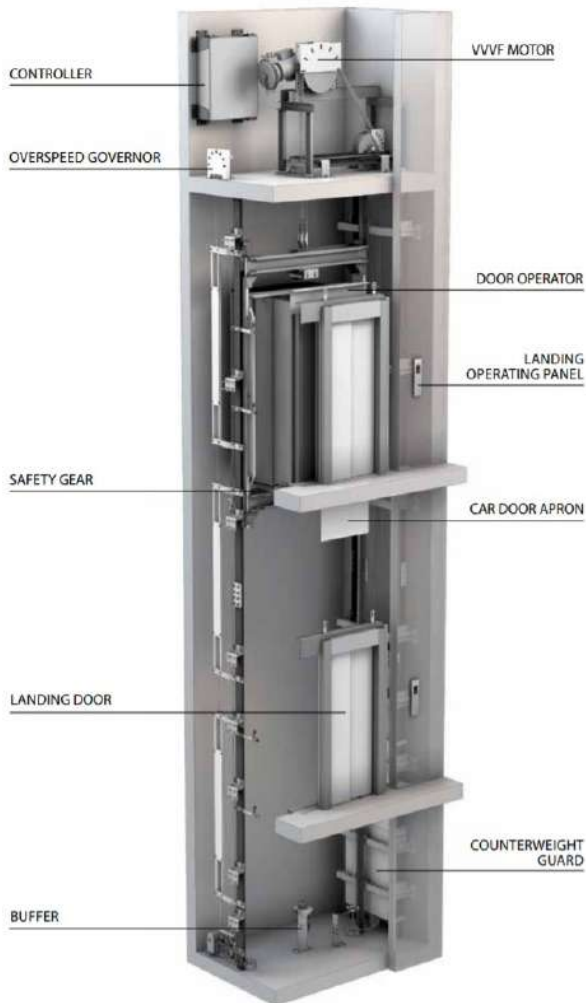
PREVENTIVE MAINTENANCE

We offer standard and comprehensive maintenance packages that cater to your needs. Emergency Callback comes as standard.

RESPONSE & REPAIR

Our in-house callback technicians are on daily standby, responding to any emergency callback within 45 mins upon activation.

Modernisation Upgrades



SAFETY MODERNISATION		
Passenger	Maintenance	Operation
Car Door & Apron	Counterweight Guard	Overspeed Governor
Car Safety Lights	Car Roof Balustrade	Safety Gear Conversion
Light Barrier	Shaft Lights	Buffers & Wire Ropes
Landing Door Locks	Pit Ladder	Rope Gripper/ VVVF
Car E-Auto Dialer	Shaft Intercom	Limit Switches & Sensors
EFFICIENCY MODERNISATION		
VVVF Gearless Drive	Guide Shoes/ Rollers	
Hydraulic Power Unit with Inverter	Halogen-free Wiring	
Serial Bus Controller with Standby Mode	Low Power Consumption Shaft Lights	
Operating Panels and Indicators	Power Regeneration System	
Door Operator	Destination Control for Multiplex System	
Car LED Lights	Suspension Conversion Kit	

CABIN STYLING OPTIONS




Accessories: Landing Doors

LEGEND:
PSO – Panels Side Opening
PCO – Panels Center Opening

(PCO Options Available – Up
to 4 Panels)



BE-D0001
Centre Opening
Stainless Steel (2PCO)



BE-D0008
6 Paneled Centre Opening
Stainless Steel(4PCO)



BE-D0013
Vertical Sliding
Stainless Steel (2PSO)

Display Ceiling & Wall Bumpers



BE-CE008

LED Down Lights
Colour: Cool White/Warm White



BE-CE009

LED Light Boxes
Colour: Cool White/Warm White



BE-CE010

LED Tube Lights
Colour: Cool White/Warm White



BE-WA010
Black Rubber Bumper



BE-WA011
Stainless Steel



BE-WA012
Timber Bumper



BE-WA013
Chequered Plate

Accessories: Surface Mounted COP & Push Button Designs

Material:
Hairline S.S with Braille



BE -C0001



BE -C0003



BE -C0018



BE -C0008



BE -C0021

Illum:
Standard button backlights are in red and white.
Non-standard colours are available upon request.



BE -BU001
Bronze, Dark Grey and
Silver Finish
Stainless Steel



BE -BU005
Bronze, Dark Grey and
Silver Finish
Stainless Steel



BE -BU007
Stainless Steel
Finish



BE -BU010
Stainless Steel
Finish

Accessories: LOPs & Handrail Selection



BE-L0001



BE-L0003



BE-L0018



BE-L0019



BE-L0021



BE-L0023



BE-HR001



BE-HR002



BE-HR003



BE-HR004

Wall Panel & Flooring Selection



SAND BLAST
STAINLESS STEEL



NON DIRECTIONAL
STAINLESS STEEL



RAL PAINTING




SATIN
STAINLESS STEEL



HAIRLINE
STAINLESS STEEL



RUBBER STUDED TILES



CHEQUERED PLATE FLOORING
(RAL/ALUMINIUM/STAINLESS STEEL)

Visit.

29 Tai Seng Avenue
Mapletree Logistic #02-02
Singapore 534119

Call.

+65 6383 9008

Email.

sales@beliftsg.com

Contact us

BELIFT